FACTUM Funds - Balanced -GBP-B-

ISIN LI1149010103

Current data (at 17.11.2026)

Current NAV	GBP 1'100.83
Fund volume	EUR 116'370'381.22
Fund volume of unit class	GBP 2'529'711.22

Category

Investment category	Asset allocation fund
Investment universe	Global
Focus	Balanced-Strategie
UCITS target fund	no

AIFM

IFM Independent Fund Management AG
FL-9494 Schaan
www.ifm.li

Portfolio manager

FACTUM AG Vermögensverwaltung
FL-9490 Vaduz
info@factum.li
www.factum.li

Depositary

LGT Bank AG
FL-9490 Vaduz
www.lgt.com

Auditors

BDO (Liechtenstein) AG
FL-9490 Vaduz

Supervisory authority

FMA Finanzmarktaufsicht Liechtenstein
FL-9490 Vaduz
www.fma-li.li

see webpage (https://www.ifm.li/Glossary)

see legal advisory page 3

Performance in % (at 17.11.2026 in GBP)

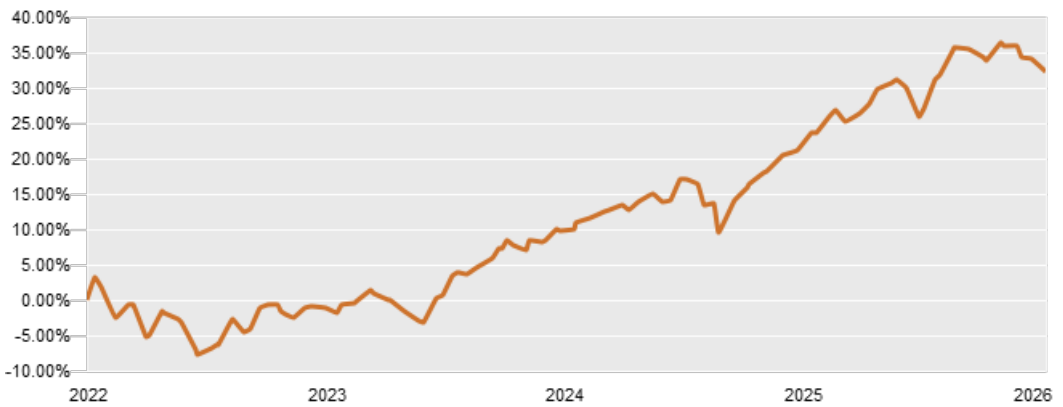

Historic performance in % (at 17.11.2026)

By the end of		Fund
2026	MTD	-0.94%
	YTD	3.50%
2025		12.21%
2024		9.51%
2023		8.45%
2022		-4.09%
Since inception		32.29%
Since inception (annualized)		6.16%

Inception: 15.03.2022

Historic performance, rolling in % (at 17.11.2026)

	YTD	1 month	3 months	6 months	1 Year cumulative	3 years p.a.	Since inception p.a.
Fund	**3.50%**	**-1.36%**	**-2.72%**	**0.01%**	**5.60%**	**9.89%**	**6.16%**

Risk benchmarks

	1 Year	Inc.		1 Year	Inc.
Annualised Volatility	6.90%	7.26%	% Positive	51.56%	56.42%
NAV	1'105.98	1'000.00	Worst Period	-2.32%	-4.35%
Highest NAV	1'154.47	1'154.47	Best Period	3.00%	3.00%
Lowest NAV	1'089.76	917.90	Maximum Drawdown	-4.79%	-11.36%
Median	1'123.06	1'019.97	Number of observations	64	296
Mean	1'122.30	1'027.45	Sharpe Ratio	NaN	NaN

© IFM Independent Fund Management AG

Fundportrait

Fund name	FACTUM Funds - Balanced -GBP-B-
Unit class	-GBP-B-
Accounting currency of the (sub-) fund	EUR
Reference currency of the unit class	GBP
Legal form	unit trust
Fund type	AIF
Close of accounting year	31.12
Launch date	15.03.2022
Initial issue price	GBP 1'000.00
Use of proceeds	Distributing

Fund charges

Issue premium	max. 3%
Redemption charge	0%
Redemption charge credited to the fund's assets	0%
Management fee	max. 0.8%
Performance fee	none
OGC/ TER 1	1.39%
OGC/TER at	31.12.2025
SRI according to KID 12.07.2026	1 2 **3** 4 5 6 7

Key figures

ISIN	LI1149010103
Security number	114901010
Bloomberg	FFBALGB LE
WKN	A3DHPQ

Publication / Internet

www.ifm.li

www.lafv.li

www.fundinfo.com

Top-10 positions (at 17.11.2026)

Company	Weightings
FACTUM Funds - Fixed Income Enhanced -EUR-	34.27 %
iShares II PLC - iShares Core MSCI Europe UCITS ETF	11.04 %
Multi Units Luxembourg SICAV - Amundi S&P 500 II	10.32 %
Xtrackers S&P 500 Equal Weight UCITS ETF	7.00 %
Trivium Fund - Alternative Allocation -EUR-	6.47 %
iShares MSCI USA Screened UCITS ETF	6.09 %
UBS Index Solutions UBS-IS Gold (EUR) Hedged ETF A	3.87 %
iShares MSCI Emerging Markets	3.68 %
UBS Fund Solutions SICAV - MSCI Japan UCITS ETF	2.97 %
iShares Core SPI (CH) ETF	2.63 %
Total	**88.33 %**

Countries (at 17.11.2026)

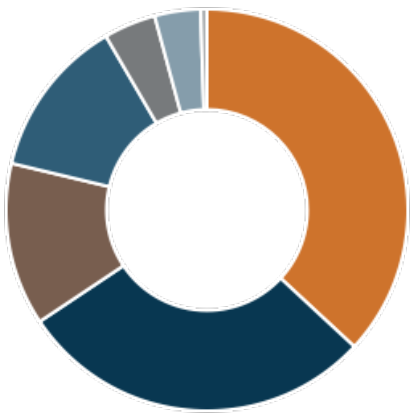

Country	
Non European Union	36.90 %
Global	28.74 %
North America	13.09 %
European Union	12.89 %
Liquidity	4.19 %
Emerging markets	3.68 %
Various	0.51 %
Total	**100.00 %**

Investment categories (at 17.11.2026)

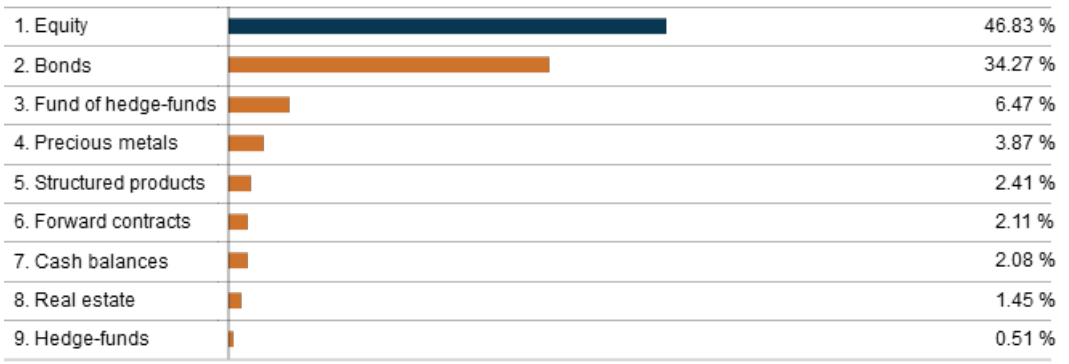

Currencies (at 17.11.2026)

Currency	Weightings
GBP	71.76 %
USD	22.09 %
other	6.15 %
Total	**100.00 %**

© IFM Independent Fund Management AG

Procedural information

Valuation interval	weekly / monthly
Valuation day	Tuesday and last business day of each month
Acceptance deadline for subscriptions	Day prior to valuation day by no later than 12.00pm (CET)
Acceptance deadline for redemptions	Day prior to valuation day by no later than 4.00pm (CET)
Minimum investment	GBP 1 Mio.
Value date	T + 3

Distribution

Distribution to private investors	LI
Distribution to professional investors	LI
Sales restrictions	USA

Historic performance, per calendar year in % (at 17.11.2026)

Year	Jan	Feb	Mar	Apr	May	Jun	Jul	Aug	Sep	Oct	Nov	Dec	YTD
2026	1.44	2.07	-4.79	4.13	3.20	0.03	-1.02	1.51	-1.21	-0.67	-0.94		3.50
2025	2.90	-0.74	-2.35	-0.35	2.46	1.84	2.01	0.55	2.18	2.50	0.08	0.66	12.21
2024	0.53	1.42	2.25	-1.34	1.14	1.78	0.80	0.80	0.75	-0.05	2.20	-1.09	9.51
2023	3.53	-1.36	0.99	0.31	-0.98	1.38	1.73	-1.31	-1.62	-1.55	4.05	3.22	8.45
2022			3.32	-3.20	-0.71	-4.44	3.71	-1.47	-4.91	1.52	4.00	-1.47	-4.09

Inception: 15.03.2022

Legal disclaimer:

This marketing material was compiled by IFM Independent Fund Management AG with utmost care, to the best of its ability, and according to the principles of good faith. The product mentioned in this marketing material is domiciled in Liechtenstein and this marketing material is issued by IFM Independent Fund Management AG, Landstrasse 30, 9494 Schaan, Liechtenstein.

None of the published data constitutes investment counsel or a recommendation of any kind. It is merely a summary of key characteristics of the fund and therefore should not be construed as being an invitation or an offer to purchase units.

This marketing material should be read in conjunction with the constitutive documents as well as the investor information pursuant to Art. 105 AIFMA and if applicable the basic customer information document (PRIIP-KID) as well as the most recent annual report. The purchase of units of the AIF is governed by the constitutive documents as well as the investor information pursuant to Art. 105 AIFMA and if applicable the basic customer information document (PRIIP-KID) as well as the most recent annual report.

Only the information contained in the above-mentioned documents is valid. The above-mentioned documents are available free of charge on a durable data medium from the AIFM, the depositary,the paying agents and at all representatives and distributors at home and abroad as well as on the website of the LAFV Liechtenstein Investment Fund Association at www.lafv.li. If so requested by the investor, the above documents can also be provided on paper free of charge. Further information about the fund is available online at www.ifm.li and from IFM Independent Fund Management AG, Landstrasse 30, FL-9494 Schaan, during business hours.

The historic performance of a unit is no guarantee of similar current and future performance. The value of a unit may rise or fall at any time. No guarantee can be given that the envisaged investment objective of the fund can be attained.

The value trend shown in this marketing material does not take into account the commissions and fees that are payable at issue and redemption. Individual costs such as charges, commissions, and other remuneration are not taken into consideration and would have a negative effect on the value trend if considered. No liability can be assumed for errors and omissions contained in this fact sheet.

Potential investors should inform themselves about possible fiscal consequences, legal prerequisites and possible foreign exchange restrictions or control mechanisms that apply in their country of citizenship, residence, or current domicile and that might be relevant as regards buying, holding, exchanging, redeeming, or selling units. Further fiscal implications are described in the prospectus.

The fund units may be offered for sale or sold only in jurisdictions where such offers or sales are permissible. In particular, in the United States of America (USA), the units were not registered pursuant to the United States Securities Act of 1933 and can therefore be neither offered nor sold in the USA and neither offered nor sold to US citizens.

This document and the information it contains may not be distributed in the USA. The distribution and publication of this document as well as the offer or a sale of units may be subject to restrictions in other jurisdictions as well.

This marketing material is provided only for information purposes and for the exclusive use of the recipient. Without the written consent of IFM, this marketing material may not be fully or partially copied, nor duplicated, nor distributed. The published information constitutes neither an invitation nor an offer nor a recommendation to purchase units of the fund.

© IFM Independent Fund Management AG