MCVM Fonds II - Boma Value (EUR) -R-

ISIN LI0284039034

Current data (at 19.11.2026)

Current NAV	EUR 109.42
Fund volume	EUR 39'796'521.26
Fund volume of unit class	EUR 1'758'330.59

Category

Investment category	Mixed funds
Investment universe	Global
UCITS target fund	yes

Asset manager

Nextplay Asset Management AG
FL-9490 Vaduz
www.nextplay.li



Marc Cujai



Manuel Bolkart, CIIA

www.mcvmfonds.com

Management company

IFM Independent Fund Management AG
FL-9494 Schaan
www.ifm.li

Depositary

LGT Bank AG
FL-9490 Vaduz
www.lgt.com

Auditors

Ernst & Young AG
CH-3008 Bern
www.ey.com

Supervisory authority

FMA Finanzmarktaufsicht Liechtenstein
FL-9490 Vaduz
www.fma-li.li

see webpage (https://www.ifm.li/Glossary)

see legal advisory page 3

Performance in % (at 19.11.2026 in EUR)



Historic performance in % (at 19.11.2026)

By the end of		Fund
2026	MTD	-2.26%
	YTD	2.26%
2025		2.16%
2024		9.74%
2023		4.86%
2022		-5.23%
Since inception		9.42%
Since inception (annualized)		0.80%

Inception: 14.07.2015

Historic performance in % (at 19.11.2026)

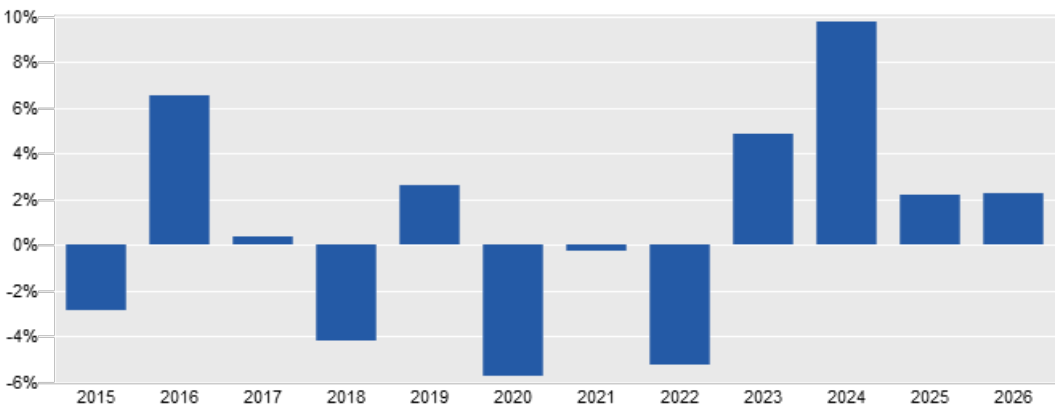

Inception: 14.07.2015

Historic performance, rolling in % (at 19.11.2026)

	YTD	1 Year cumulative	3 years p.a.	5 years p.a.	10 years p.a.	Since inception p.a.
Fund	**2.26%**	**3.00%**	**5.18%**	**2.53%**	**0.72%**	**0.80%**

© IFM Independent Fund Management AG

Fundportrait

Fund name	MCVM Fonds II - Boma Value (EUR) -R-
Unit class	-R-
Accounting currency of the (sub-) fund	EUR
Reference currency of the unit class	EUR
Legal form	unit trust
Fund type	UCITS
Close of accounting year	31.12
Launch date	14.07.2015
Initial issue price	EUR 100.00
Use of proceeds	reinvested

Fund charges

Issue premium	0%
Redemption charge	0%
Redemption charge credited to the fund's assets	0%
Management fee	max. 1.7%
Performance fee	none
OGC/ TER 1	1.50%
OGC/TER at	30.06.2026
SRI according to KID 05.05.2026	1 **2** 3 4 5 6 7

Key figures

ISIN	LI0284039034
Security number	28403903
Bloomberg	MCBOVAR LE
WKN	A14VZC

Publication / Internet

www.ifm.li

www.lafv.li

www.fundinfo.com

www.mcvmfonds.com

Top-10 positions (at 19.11.2026)

Company	Sector	Country	Weightings
1.000% Linde 31.03.2027	Oil / Gas	Ireland	6.02 %
1.125% Novo Nordisk Finance 30.09.2027	Financial services	Netherlands	5.44 %
WisdomTree / Tracker Certificate on Gold Commodity open End	Precious metal	Jersey	3.97 %
0.125% LVMH 11.02.2028	Various services	France	3.14 %
1.375% Apple 24.05.2029	Computer / Hardware	United States	3.14 %
3.000% Allianz Finance II 13.03.2028	Insurance	Netherlands	3.07 %
2.100% Mastercard 01.12.2027	Banks	United States	3.04 %
1.250% Equinor 17.02.2027	Oil / Gas	Norway	3.03 %
1.125% Coca-Cola 09.03.2027	Food	United States	3.02 %
3.200% Alphabet 11.05.2030	Internet	United States	2.99 %
Total			**36.86 %**

Countries (at 19.11.2026)

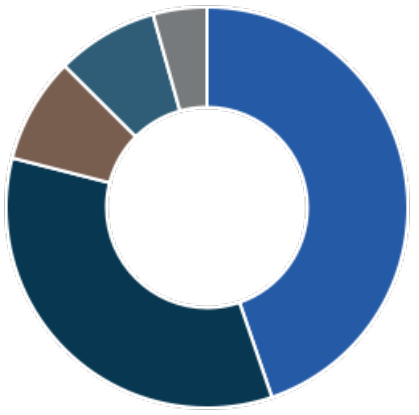

Country	
European Union	44.77 %
North America	34.20 %
Non European Union	8.51 %
other	8.20 %
Global	4.32 %
Total	**100.00 %**

Industries (at 19.11.2026)

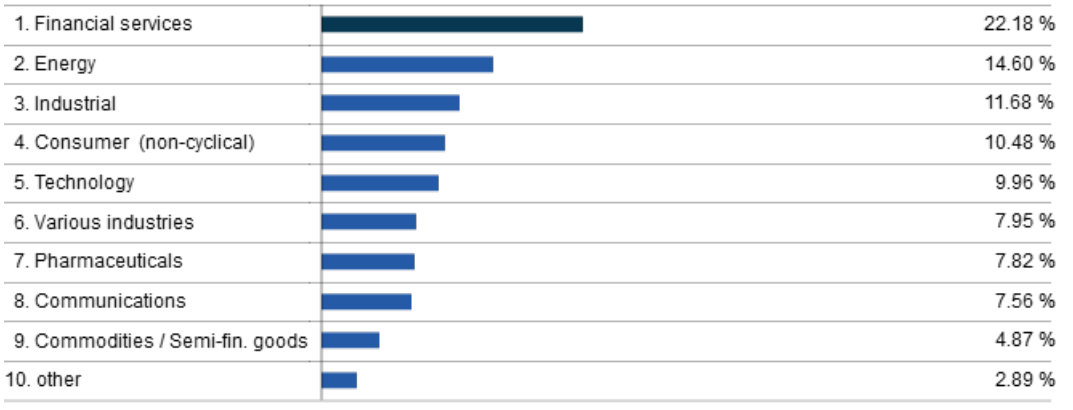

Currencies (at 19.11.2026)

Currency	Weightings
EUR	82.27 %
other	11.71 %
USD	6.01 %
Total	**100.00 %**

Investment categories (at 19.11.2026)

Investment category	Weightings
Bonds	55.87 %
Equity	40.33 %
other	3.80 %
Total	**100.00 %**

© IFM Independent Fund Management AG

Procedural information

Valuation interval	daily
Valuation day	Daily, Monday to Friday
Acceptance deadline for subscriptions	Day prior to valuation day by no later than 4.00pm (CET)
Acceptance deadline for redemptions	Day prior to valuation day by no later than 4.00pm (CET)
Minimum investment	none
Value date	T + 2

Paying and information agent in Germany

IFM Independent Fund Management AG
Landstrasse 30
FL-9494 Schaan
T +423 235 04 50
info@ifm.li
www.ifm.li

Distribution

Distribution to private investors	LI, DE
Distribution to professional investors	LI, DE
Sales restrictions	USA

Historic performance, per calendar year in % (at 19.11.2026)

Year	Jan	Feb	Mar	Apr	May	Jun	Jul	Aug	Sep	Oct	Nov	Dec	YTD
2026	1.75	0.91	-2.59	1.78	1.30	-1.35	1.83	1.45	-1.18	0.76	-2.26		2.26
2025	1.57	1.40	-1.77	-2.18	1.47	-0.90	1.07	-0.14	1.26	0.76	-0.34	0.05	2.16
2024	0.48	0.73	1.85	0.16	0.09	1.19	0.84	0.27	1.26	0.15	1.69	0.64	9.74
2023	3.48	-1.35	1.76	-0.90	1.25	-0.73	0.90	-0.35	-0.38	-0.35	0.97	0.54	4.86
2022	-0.62	-0.19	0.96	2.21	-2.05	-0.51	1.12	-0.75	-3.29	-1.55	1.93	-2.44	-5.23
2021	1.52	-2.92	0.81	-0.51	0.92	1.02	0.13	0.12	-1.63	-0.03	-0.38	0.76	-0.27
2020	0.13	0.04	-4.77	0.24	-1.31	-0.24	1.02	-0.01	0.12	0.06	-1.97	0.94	-5.74
2019	1.56	0.47	0.66	-0.02	-0.17	0.53	0.73	0.08	-0.64	-0.73	-0.25	0.38	2.61
2018	0.01	-1.09	-0.90	0.74	0.86	-0.81	-0.33	0.05	0.29	-1.49	0.00	-1.57	-4.20
2017	-0.14	1.46	-0.08	0.18	-0.77	-0.99	-0.22	0.25	1.08	1.17	-1.16	-0.36	0.39
2016	-1.76	1.01	2.21	1.28	-0.13	1.35	1.66	0.23	-0.05	0.51	-1.58	1.70	6.53
2015							-0.57	-2.08	-1.99	2.59	0.45	-1.17	-2.82

Inception: 14.07.2015

Risk benchmarks

	1 Year	Inc.
Annualised Volatility	4.23%	4.55%
NAV	106.23	100.00
Highest NAV	112.93	112.93
Lowest NAV	105.97	90.98
Median	109.57	101.08
Mean	109.76	100.60

	1 Year	Inc.
% Positive	55.79%	55.39%
Worst Period	-1.50%	-2.06%
Best Period	0.79%	1.64%
Maximum Drawdown	-3.48%	-14.06%
Number of observations	242	2’485
Sharpe Ratio	0.16	-0.01

Legal disclaimer:

This marketing material was compiled by IFM Independent Fund Management AG with utmost care, to the best of its ability, and according to the principles of good faith. The product mentioned in this marketing material is domiciled in Liechtenstein and this marketing material is issued by IFM Independent Fund Management AG, Landstrasse 30, 9494 Schaan, Liechtenstein.

None of the published data constitutes investment counsel or a recommendation of any kind. It is merely a summary of key characteristics of the fund and therefore should not be construed as being an invitation or an offer to purchase units.

This marketing material should be read in conjunction with the constitutive documents, and the basic customer information document (PRIIP-KID). The purchase of units of the fund is governed by the constitutive documents, and the KID as well as the latest annual report and, if already published, the subsequent semi-annual report.

Only the information contained in the above-mentioned documents is valid. The above-mentioned documents are available free of charge on a durable data medium from the management company, the depositary, the paying agents and at all representatives and distributors at home and abroad as well as on the website of the LAFV Liechtenstein Investment Fund Association at www.lafv.li. If so requested by the investor, the above documents can also be provided on paper free of charge. Further information about the fund is available online at www.ifm.li and from IFM Independent Fund Management AG, Landstrasse 30, FL-9494 Schaan, during business hours.

The historic performance of a unit is no guarantee of similar current and future performance. The value of a unit may rise or fall at any time. No guarantee can be given that the envisaged investment objective of the fund can be attained.

The value trend shown in this marketing material does not take into account the commissions and fees that are payable at issue and redemption. Individual costs such as charges, commissions, and other remuneration are not taken into consideration and would have a negative effect on the value trend if considered. No liability can be assumed for errors and omissions contained in this fact sheet.

Potential investors should inform themselves about possible fiscal consequences, legal prerequisites and possible foreign exchange restrictions or control mechanisms that apply in their country of citizenship, residence, or current domicile and that might be relevant as regards buying, holding, exchanging, redeeming, or selling units. Further fiscal implications are described in the constitutive documents.

The fund units may be offered for sale or sold only in jurisdictions where such offers or sales are permissible. In particular, in the United States of America (USA), the units were not registered pursuant to the United States Securities Act of 1933 and can therefore be neither offered nor sold in the USA and neither offered nor sold to US citizens.

This document and the information it contains may not be distributed in the USA. The distribution and publication of this document as well as the offer or a sale of units may be subject to restrictions in other jurisdictions as well.

This marketing material is provided only for information purposes and for the exclusive use of the recipient. Without the written consent of IFM Independent Fund Management AG, this marketing material may not be fully or partially copied, nor duplicated, nor distributed. The published information constitutes neither an invitation nor an offer nor a recommendation to purchase units of the fund.

© IFM Independent Fund Management AG