Symphony Global Equity Fund -EUR-

ISIN LI0363924825

Current data (at 29.10.2026)

Current NAV	EUR 177.49
Fund volume	CHF 11'628'527.74
Fund volume of unit class	EUR 3'361'577.49

Category

Investment category	Mixed funds
Investment universe	Global
Focus	Investment target fund
UCITS target fund	yes

Asset manager

GAMMA Financials AG
CH-6300 Zug
www.gammafinancials.ch

Management company

IFM Independent Fund Management AG
FL-9494 Schaan
www.ifm.li

Depositary

Liechtensteinische Landesbank AG
FL-9490 Vaduz
www.llb.li

Auditors

Ernst & Young AG
CH-3008 Bern
www.ey.com

Supervisory authority

FMA Finanzmarktaufsicht Liechtenstein
FL-9490 Vaduz
www.fma-li.li

see webpage (https://www.ifm.li/Glossary)

see legal advisory page 4

Performance in % (at 29.10.2026 in EUR)

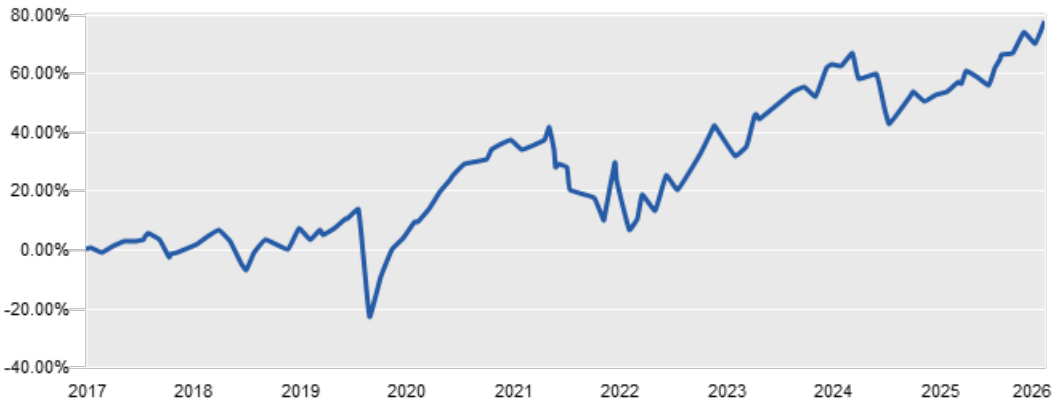

Historic performance in % (at 29.10.2026)

By the end of		Fund
2026	MTD	4.36%
	YTD	13.77%
2025		-1.14%
2024		8.38%
2023		29.02%
2022		-20.21%
Since inception		77.49%
Since inception (annualized)		6.28%

Inception: 01.06.2017

Historic performance, rolling in % (at 29.10.2026)

	YTD	1 Year cumulative	3 years p.a.	5 years p.a.	Since inception p.a.
Fund	**13.77%**	**12.28%**	**12.54%**	**5.18%**	**6.28%**

Risk benchmarks

	1 Year	Inc.		1 Year	Inc.
Annualised Volatility	9.98%	15.76%	% Positive	63.64%	58.57%
NAV	158.08	100.00	Worst Period	-3.20%	-14.00%
Highest NAV	177.49	177.49	Best Period	2.98%	11.10%
Lowest NAV	150.45	76.96	Maximum Drawdown	-6.44%	-32.77%
Median	160.80	125.82	Number of observations	55	502
Mean	162.16	127.42	Sharpe Ratio	1.00	0.33

© IFM Independent Fund Management AG

Fundportrait

Fund name	Symphony Global Equity Fund -EUR-
Unit class	-EUR-
Accounting currency of the (sub-) fund	CHF
Reference currency of the unit class	EUR
Legal form	unit trust
Fund type	UCITS
Close of accounting year	31.12
Launch date	01.06.2017
Initial issue price	EUR 100.00
Use of proceeds	reinvested

Fund charges

Issue premium	max. 2%
Redemption charge	0%
Redemption charge credited to the fund's assets	0%
Management fee	max. 1.5%
Performance fee	10.00%
Hurdle rate	3.00%
High-on-High-Mark	yes
OGC/ TER 1	2.11%
TER 2	2.19%
OGC/TER at	25.06.2026
SRI according to KID 05.05.2026	1 2 3 **4** 5 6 7

Key figures

ISIN	LI0363924825
Security number	36392482
Bloomberg	WODISEU LE
WKN	A2JDC9

Publication / Internet

www.ifm.li

www.lafv.li

www.fundinfo.com

Top-10 positions (at 29.10.2026)

Company	Sector	Country	Weightings
Apple Inc.	Computer / Hardware	United States	5.08 %
NVIDIA Corp.	Computer / Hardware	United States	5.06 %
Microsoft Corp.	Software	United States	4.34 %
Alphabet -A-	Internet	United States	3.85 %
Amazon.com	Retail	United States	3.41 %
Broadcom	Computer / Hardware	United States	2.90 %
Meta Platforms Inc	Internet	United States	2.77 %
Eli Lilly & Co.	Pharmaceuticals	United States	2.64 %
JP Morgan Chase & Co.	Diversified financial services	United States	2.42 %
Visa Inc	Savings- / Credit institutes	United States	2.22 %
Total			**34.69 %**

Countries (at 29.10.2026)

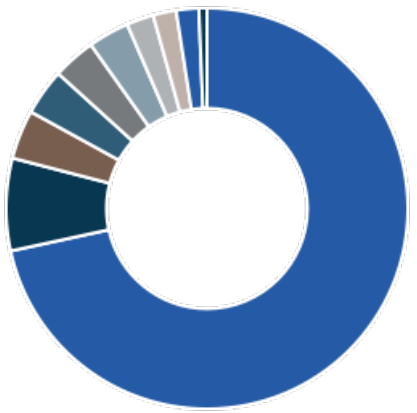

Country	
United States of America	71.62 %
Germany	7.44 %
Switzerland	3.96 %
Ireland	3.74 %
Great Britain	3.46 %
Japan	3.31 %
Netherlands	2.18 %
France	1.86 %
Canada	1.81 %
other	0.64 %
Total	**100.00 %**

Industries (at 29.10.2026)

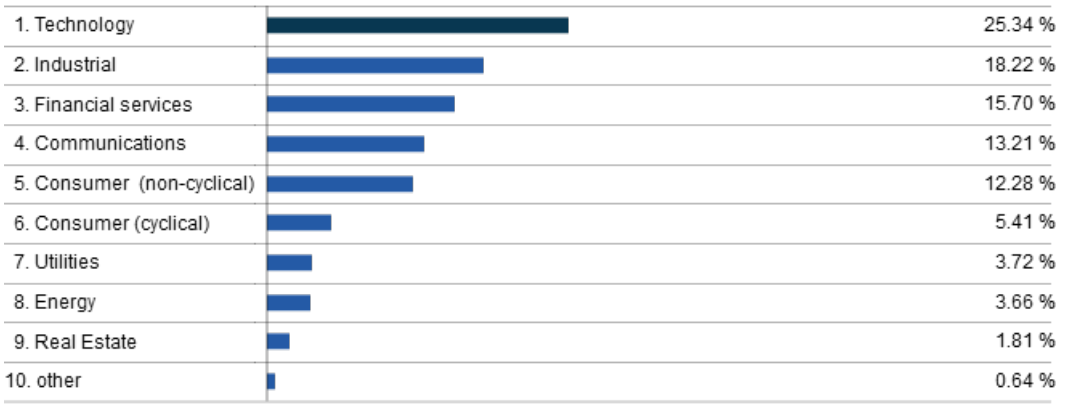

Currencies (at 29.10.2026)

Currency	Weightings
USD	75.55 %
EUR	11.54 %
other	5.16 %
CHF	4.29 %
GBP	3.46 %
Total	**100.00 %**

Investment categories (at 29.10.2026)

Investment category	Weightings
Equity	99.36 %
Cash balances	0.64 %
Total	**100.00 %**

© IFM Independent Fund Management AG

Procedural information

Valuation interval	weekly
Valuation day	Thursday
Acceptance deadline for subscriptions	Day prior to valuation day by no later than 4.00pm (CET)
Acceptance deadline for redemptions	Day prior to valuation day by no later than 4.00pm (CET)
Minimum investment	none
Value date	T + 2

Switzerland representative

LLB Swiss Investment AG
Bahnhofstrasse 74
CH-8001 Zürich
T +41 58 523 96 70
www.llbswiss.ch

Switzerland paying agent

Helvetische Bank AG
Seefeldstrasse 215
CH-8008 Zürich
T +41 44 204 56 00
info@nhb.ch
www.helvetischebank.ch

Distribution

Distribution to private investors	LI, CH
Distribution to professional investors	LI, CH
Sales restrictions	USA

Historic performance, per calendar year in % (at 29.10.2026)

Year	Jan	Feb	Mar	Apr	May	Jun	Jul	Aug	Sep	Oct	Nov	Dec	YTD
2026	0.32	1.11	-4.92	7.30	3.72	-3.37	4.18	1.77	-0.86	4.36			13.77
2025	3.08	-1.06	-7.98	-1.66	4.74	-0.45	1.19	-1.59	0.93	3.58	-3.92	2.71	-1.14
2024	1.32	3.27	1.10	-1.07	1.29	0.66	0.64	2.17	2.06	-0.48	2.25	-4.88	8.38
2023	7.22	1.09	-0.47	4.35	1.98	2.24	7.30	-3.35	-4.06	-5.52	8.46	7.80	29.02
2022	-8.89	-0.62	2.35	-6.20	-4.47	-4.50	4.35	2.62	-10.43	2.39	5.90	-3.27	-20.21
2021	2.21	2.29	-2.16	4.67	1.28	1.34	0.90	1.86	-1.81	0.87	1.03	1.60	14.83
2020	0.60	0.55	-23.38	6.39	6.73	4.71	2.34	5.12	0.51	1.62	7.30	2.78	11.66
2019	6.10	3.87	0.71	3.04	-4.29	2.44	4.70	-5.22	2.87	0.41	0.62	2.62	18.69
2018	4.08	-3.81	-5.64	1.38	3.85	-0.27	1.03	1.40	1.50	-5.63	-1.19	-6.21	-9.80
2017							-1.46	0.35	2.00	1.64	-0.09	0.38	3.05

Inception: 01.06.2017

Risk/return diagram (Since inception)

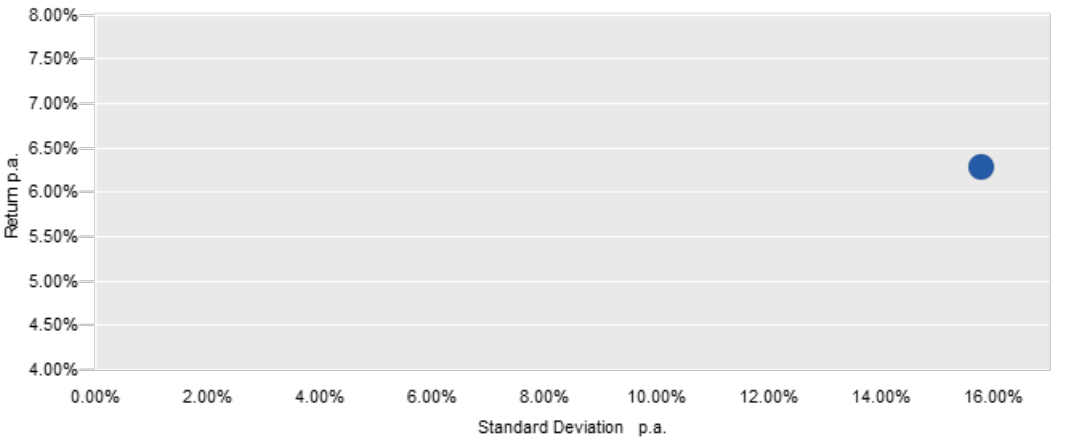

Historic performance in % (at 29.10.2026)

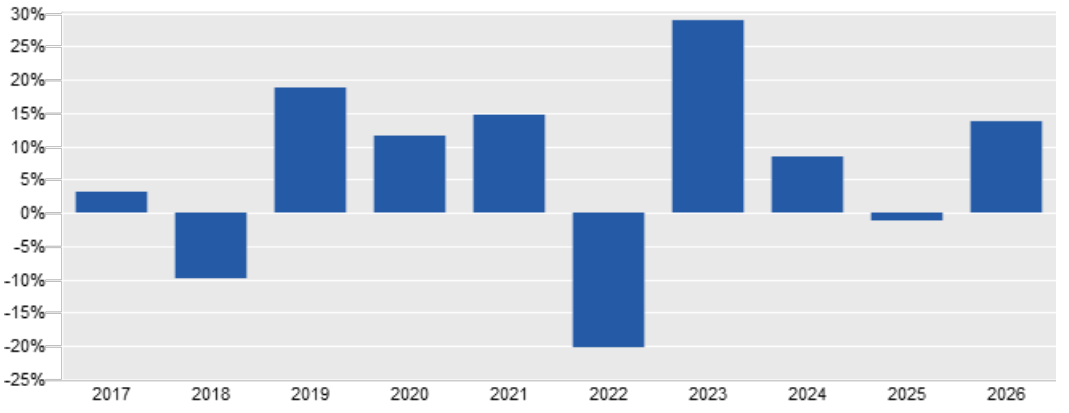

Inception: 01.06.2017

Other share classes

Symphony Global Equity Fund -USD-	reinvested	SGEFUSD	LI0363924817
Symphony Global Equity Fund -CHF-	reinvested	WODISYF	LI0363924833

© IFM Independent Fund Management AG

Legal disclaimer:

This marketing material was compiled by IFM Independent Fund Management AG with utmost care, to the best of its ability, and according to the principles of good faith. The product mentioned in this marketing material is domiciled in Liechtenstein and this marketing material is issued by IFM Independent Fund Management AG, Landstrasse 30, 9494 Schaan, Liechtenstein.

None of the published data constitutes investment counsel or a recommendation of any kind. It is merely a summary of key characteristics of the fund and therefore should not be construed as being an invitation or an offer to purchase units.

This marketing material should be read in conjunction with the constitutive documents, and the basic customer information document (PRIIP-KID). The purchase of units of the fund is governed by the constitutive documents, and the KID as well as the latest annual report and, if already published, the subsequent semi-annual report.

Only the information contained in the above-mentioned documents is valid. The above-mentioned documents are available free of charge on a durable data medium from the management company, the depositary, the paying agents and at all representatives and distributors at home and abroad as well as on the website of the LAFV Liechtenstein Investment Fund Association at www.lafv.li. If so requested by the investor, the above documents can also be provided on paper free of charge. Further information about the fund is available online at www.ifm.li and from IFM Independent Fund Management AG, Landstrasse 30, FL-9494 Schaan, during business hours.

The historic performance of a unit is no guarantee of similar current and future performance. The value of a unit may rise or fall at any time. No guarantee can be given that the envisaged investment objective of the fund can be attained.

The value trend shown in this marketing material does not take into account the commissions and fees that are payable at issue and redemption. Individual costs such as charges, commissions, and other remuneration are not taken into consideration and would have a negative effect on the value trend if considered. No liability can be assumed for errors and omissions contained in this fact sheet.

Potential investors should inform themselves about possible fiscal consequences, legal prerequisites and possible foreign exchange restrictions or control mechanisms that apply in their country of citizenship, residence, or current domicile and that might be relevant as regards buying, holding, exchanging, redeeming, or selling units. Further fiscal implications are described in the constitutive documents.

The fund units may be offered for sale or sold only in jurisdictions where such offers or sales are permissible. In particular, in the United States of America (USA), the units were not registered pursuant to the United States Securities Act of 1933 and can therefore be neither offered nor sold in the USA and neither offered nor sold to US citizens.

This document and the information it contains may not be distributed in the USA. The distribution and publication of this document as well as the offer or a sale of units may be subject to restrictions in other jurisdictions as well.

This marketing material is provided only for information purposes and for the exclusive use of the recipient. Without the written consent of IFM Independent Fund Management AG, this marketing material may not be fully or partially copied, nor duplicated, nor distributed. The published information constitutes neither an invitation nor an offer nor a recommendation to purchase units of the fund.

© IFM Independent Fund Management AG