Global Trends Fund - Innovation Fund -USD-I-

ISIN LI0332891709

Current data (at 03.11.2026)

Current NAV	USD 2'196.52
Fund volume	USD 9'422'030.61
Fund volume of unit class	USD 1'994'425.73

Management company

IFM Independent Fund Management AG
FL-9494 Schaan
info@ifm.li
www.ifm.li

Asset manager

Novum Asset Management AG
FL-9490 Vaduz
www.novum.li

Depositary

Liechtensteinische Landesbank AG
FL-9490 Vaduz
www.llb.li

Auditors

FORVIS MAZARS SA
CH-1214 Venier

Supervisory authority

FMA Finanzmarktaufsicht Liechtenstein
FL-9490 Vaduz
www.fma-li.li

see webpage (https://www.ifm.li/Glossary)

see legal advisory page 4

ESG-Fundrating

Fund-Score (Weighted Average ESG Score)	84.86 / 100
Fund-Rating	A
Rating significance (max.100)	100
Unrated	0

WaVeritas Rating

www.waveritas.com

A

ESG Rating Distribution of Fund Holdings

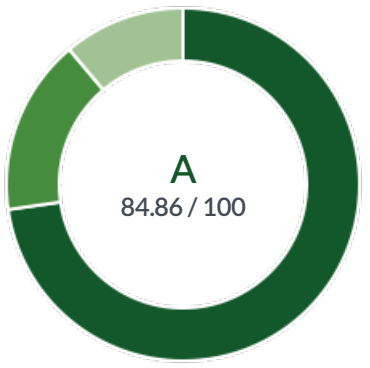

Rating	in %
A	72.74
B	16.13
C	11.13
D	0
E	0
Unrated	0
Total	**100.00**

ESG Topic Performance



Rating Scale (0 = lowest value / 100 = highest value)

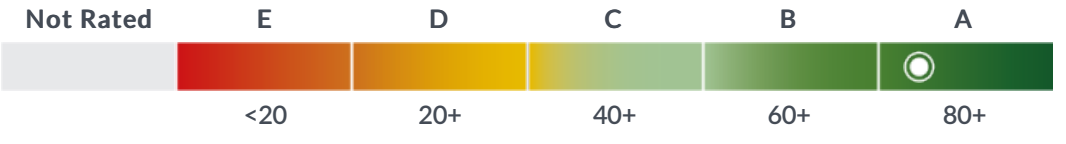

© IFM Independent Fund Management AG

Fundportrait

Fund name	Global Trends Fund - Innovation Fund -USD-I-
Unit class	-USD-I-
Accounting currency of the (sub-) fund	USD
Reference currency of the unit class	USD
Domicile	Liechtenstein
Legal form	unit trust
Fund type	UCITS
Close of accounting year	31.01
Launch date	03.10.2016
Initial issue price	USD 1'000.00
Use of proceeds	reinvested

Key figures

ISIN	LI0332891709
Security number	33289170
Bloomberg	EFWEFCI LE
WKN	A2AQAR

Category

Investment category	Shares
Investment universe	World
Focus	Innovative companies
SFDR Classification	Article 6

Fund charges

Issue premium	0%
Redemption charge	0%
Redemption charge credited to the fund's assets	0%
Management fee	max. 1%
Performance fee	none
OGC/ TER 1	2.15%
OGC/TER at	31.01.2026

Breakdown by sector and ESG ratings

Sector	No.	WGT in %	A	B	C	D	E	NR
Information Technology	20	27.03	21.85	5.18	0.00	0.00	0.00	0.00
Industrials	17	19.72	12.09	3.86	3.78	0.00	0.00	0.00
Health Care	13	17.75	16.47	1.29	0.00	0.00	0.00	0.00
Consumer Staples	3	7.41	5.48	1.93	0.00	0.00	0.00	0.00
Energy	4	6.74	2.21	0.48	4.04	0.00	0.00	0.00
Consumer Discretionary	3	4.97	3.45	1.52	0.00	0.00	0.00	0.00
Materials	6	4.51	2.65	1.86	0.00	0.00	0.00	0.00
Financials	2	4.28	4.28	0.00	0.00	0.00	0.00	0.00
Communication Service	3	4.26	4.26	0.00	0.00	0.00	0.00	0.00
Utilities	1	3.31	0.00	0.00	3.31	0.00	0.00	0.00
Biotechnology & Life Science	0	0.00	0.00	0.00	0.00	0.00	0.00	0.00
Communication Services	0	0.00	0.00	0.00	0.00	0.00	0.00	0.00
Country	0	0.00	0.00	0.00	0.00	0.00	0.00	0.00
Government	0	0.00	0.00	0.00	0.00	0.00	0.00	0.00
Private / NA	0	0.00	0.00	0.00	0.00	0.00	0.00	0.00
Real Estate	0	0.00	0.00	0.00	0.00	0.00	0.00	0.00
Supra	0	0.00	0.00	0.00	0.00	0.00	0.00	0.00
Total	**72**	**100.00**	**72.74**	**16.13**	**11.13**	**0.00**	**0.00**	**0.00**

Weighted Average ESG Rating (ex Cash)
NR = Not Rated

ESG Sector Stacked Barchart

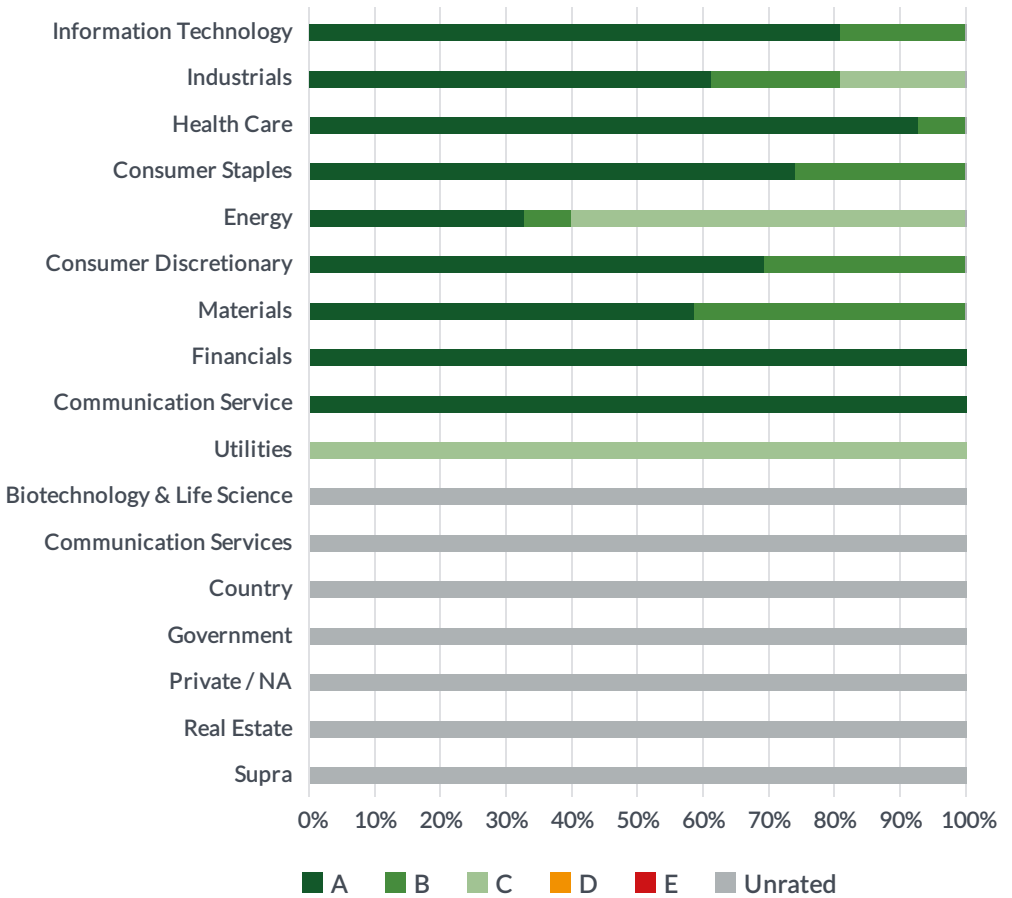

© IFM Independent Fund Management AG

Distribution

Distribution to private investors	LI
Distribution to professional investors	LI
Sales restrictions	USA

Top 5-ESG-Positions (by ESG PCTL)

Name of position	Sector	ESG Rating	WGT in %	ESG PCTL
Microsoft Corp.	Information Technology	A	2.62	1.0000
Johnson & Johnson	Health Care	A	1.99	1.0000
Te Connectivity Rg	Information Technology	A	1.55	1.0000
Siemens AG	Industrials	A	0.97	1.0000
SAP AG	Information Technology	A	2.19	0.9947

Bottom 5-ESG-Positions (by ESG PCTL)

Name of position	Sector	ESG Rating	WGT in %	ESG PCTL
NextEra Energy Inc	Utilities	C	3.31	0.4742
Archrock Rg	Energy	C	1.54	0.4774
Berkshire Hathaway	Industrials	C	2.77	0.5093
Westinghouse Air Rg	Industrials	C	1.01	0.5741
Devon Energy Rg	Energy	C	2.50	0.5826

Exclusion criteria

Criterion	Exclusion criteria applied		Compliant
Alcohol	no	n/a	n/a
Adult entertainment	no	n/a	n/a
Genetic engineering	no	n/a	n/a
Gambling	no	n/a	n/a
Nuclear energy	no	n/a	n/a
Coal mining	no	n/a	n/a
Military contracts	no	n/a	n/a
Furs	no	n/a	n/a
Pesticides	no	n/a	n/a
Tobacco	no	n/a	n/a
Weapons	no	n/a	n/a

© IFM Independent Fund Management AG

Procedural information

Valuation interval	weekly / monthly
Valuation day	Tuesday and last business day of each month
Acceptance deadline for subscriptions	Day prior to valuation day by no later than 4.00pm (CET)
Acceptance deadline for redemptions	Day prior to valuation day by no later than 4.00pm (CET)
Minimum investment	USD 100'000.--
Value date	T + 2

Publication / Internet

www.ifm.li

www.lafv.li

www.fundinfo.com

Transparency and information document

ESG information can help investors integrate non-financial sustainability considerations into their investment process. The ESG metrics in this document are for transparency and information purposes only and do not constitute promotional material. However, the presence of ESG ratings should not be taken as an indication of how and whether ESG factors will be integrated into the Sub-Fund.

The Sub-Fund can apply ESG criteria from one or more external ESG data providers, which may be incomplete, inaccurate, different or unavailable. Therefore, there is a risk that the Management Company may incorrectly assess a security or issuer, resulting in a security being wrongly included in or excluded from the Sub-Fund's portfolio. The use of ESG criteria may affect the performance of the Sub-Fund and therefore the Sub-Fund may perform differently compared to similar funds where such criteria are not applied. Where ESG exclusion criteria are set out in the investment policy of an ESG Fund, this may result in that Sub-Fund refraining from purchasing certain securities even though it would be advantageous to do so or selling securities on the basis of their ESG characteristics even though it may be disadvantageous to do so. In order to evaluate a security or an issuer on the basis of ESG criteria, the Management Company relies on information and data from third party ESG providers, which may be incomplete, incorrect or unavailable. Therefore, there is a risk that the Management Company may incorrectly value a security or issuer. There is also a risk that the Management Company may not correctly apply the relevant ESG criteria or that the Sub-Fund may have indirect exposure to issuers that do not meet the ESG criteria used by the Sub-Fund. Neither the Sub-Fund nor the Management Company nor the Asset Managers make any representation or warranty, express or implied, as to the adequacy, correctness, accuracy, fairness or completeness of any such ESG assessment.

The ESG research information developed by WaVeritas AG has been prepared based on various sources and a proprietary methodology exclusively and specifically for IFM Independent Fund Management AG. The ESG Research Information has been prepared to the best of WaVeritas knowledge and belief. However, WaVeritas does not warrant the completeness, accuracy, adequacy or timeliness of the research information contained in this transparency and information document, as the underlying circumstances may change over time. None of the ESG Research Information provided by WaVeritas constitutes an investment recommendation in any form. The user of this information assumes the entire risk of any use of the information. The ESG Research information may not be used by the reader to create derivative work. Liability for loss or damage of any kind, including direct, indirect or consequential damages, arising out of the use of WaVeritas prepared ESG Research Information in this document is expressly disclaimed by WaVeritas, IFM and its employees.

© IFM Independent Fund Management AG