MCVM Fonds II - Boma Value (EUR) -R-

ISIN LI0284039034

Current data (at 03.11.2026)

Current NAV	EUR 111.59
Fund volume	EUR 40'577'420.10
Fund volume of unit class	EUR 1'793'137.82

Management company

IFM Independent Fund Management AG
FL-9494 Schaan
info@ifm.li
www.ifm.li

Asset manager

Nextplay Asset Management AG
FL-9490 Vaduz
www.nextplay.li

Depositary

LGT Bank AG
FL-9490 Vaduz
www.lgt.com

Auditors

Ernst & Young AG
CH-3008 Bern
www.ey.com

Supervisory authority

FMA Finanzmarktaufsicht Liechtenstein
FL-9490 Vaduz
www.fma-li.li

see webpage (https://www.ifm.li/Glossary)

see legal advisory page 4

ESG-Fundrating

Fund-Score (Weighted Average ESG Score)	85.64 / 100
Fund-Rating	A
Rating significance (max.100)	87.37
Unrated	12.63

WaVeritas Rating

www.waveritas.com

A

ESG Rating Distribution of Fund Holdings

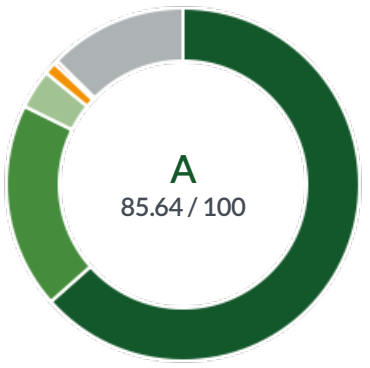

Rating	in %
A	63.45
B	18.86
C	3.6
D	1.13
E	0.34
Unrated	12.62
Total	**100.00**

ESG Topic Performance



Rating Scale (0 = lowest value / 100 = highest value)

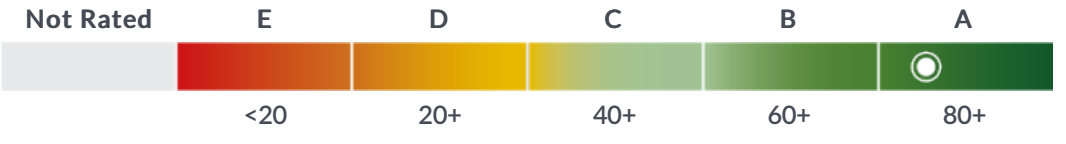

© IFM Independent Fund Management AG

Fundportrait

Fund name	MCVM Fonds II - Boma Value (EUR) -R-
Unit class	-R-
Accounting currency of the (sub-) fund	EUR
Reference currency of the unit class	EUR
Legal form	unit trust
Fund type	UCITS
Close of accounting year	31.12
Launch date	14.07.2015
Initial issue price	EUR 100.00
Use of proceeds	reinvested

Key figures

ISIN	LI0284039034
Security number	28403903
Bloomberg	MCBOVAR LE
WKN	A14VZC

Category

Investment category	Mixed funds
Investment universe	Global
Focus	Investment target fund
SFDR Classification	Article 6

Fund charges

Issue premium	0%
Redemption charge	0%
Redemption charge credited to the fund's assets	0%
Management fee	max. 1.7%
Performance fee	none
OGC/ TER 1	1.50%
OGC/TER at	30.06.2026

Breakdown by sector and ESG ratings

Sector	No.	WGT in %	A	B	C	D	E	NR
Energy	12	21.72	6.85	14.59	0.29	0.00	0.00	0.00
Health Care	8	15.54	15.54	0.00	0.00	0.00	0.00	0.00
Information Technology	10	11.97	11.33	0.64	0.00	0.00	0.00	0.00
Financials	5	10.02	6.49	3.18	0.00	0.00	0.34	0.00
Consumer Staples	8	7.56	6.71	0.00	0.00	0.85	0.00	0.00
Industrials	12	7.37	5.19	0.13	2.05	0.00	0.00	0.00
Consumer Discretionary	8	6.36	4.50	0.32	1.25	0.28	0.00	0.00
Communication Service	5	6.01	6.01	0.00	0.00	0.00	0.00	0.00
Materials	1	0.82	0.82	0.00	0.00	0.00	0.00	0.00
Biotechnology & Life Science	0	0.00	0.00	0.00	0.00	0.00	0.00	0.00
Communication Services	0	0.00	0.00	0.00	0.00	0.00	0.00	0.00
Country	0	0.00	0.00	0.00	0.00	0.00	0.00	0.00
Government	0	0.00	0.00	0.00	0.00	0.00	0.00	0.00
Private / NA	0	0.00	0.00	0.00	0.00	0.00	0.00	0.00
Real Estate	0	0.00	0.00	0.00	0.00	0.00	0.00	0.00
Supra	0	0.00	0.00	0.00	0.00	0.00	0.00	0.00
Utilities	0	0.00	0.00	0.00	0.00	0.00	0.00	0.00
Not rated	5	12.63	0.00	0.00	0.00	0.00	0.00	12.63
Total	**74**	**100.00**	**63.45**	**18.86**	**3.60**	**1.13**	**0.34**	**12.63**

Weighted Average ESG Rating (ex Cash)
NR = Not Rated

ESG Sector Stacked Barchart

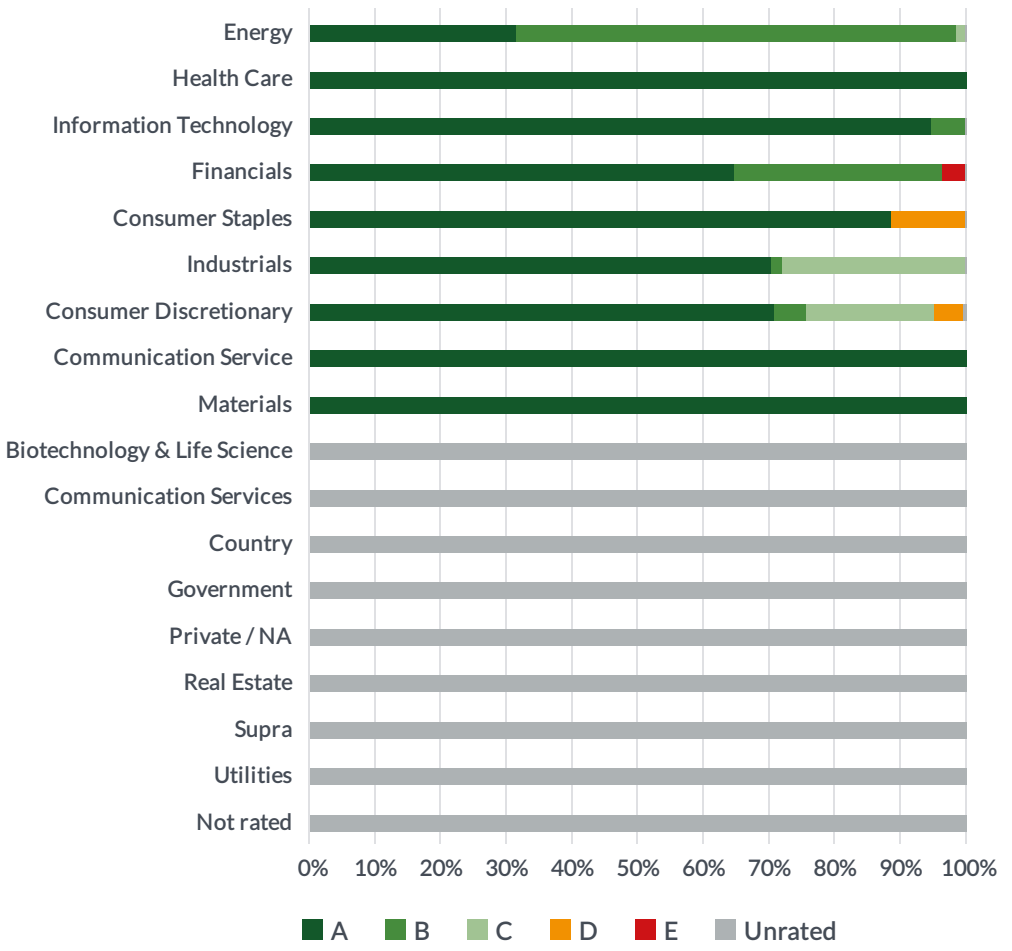

© IFM Independent Fund Management AG

Distribution

Distribution to private investors	LI, DE
Distribution to professional investors	LI, DE
Sales restrictions	USA

Facility agent Germany

IFM Independent Fund Management AG
FL-9494 Schaan
info@ifm.li
www.ifm.li

Top 5-ESG-Positions (by ESG PCTL)

Name of position	Sector	ESG Rating	WGT in %	ESG PCTL
2.625% Microsoft 02.05.2033	Information Technology	A	2.98	1.0000
Microsoft Corp.	Information Technology	A	1.22	1.0000
Johnson & Johnson	Health Care	A	0.50	1.0000
L'Oreal SA	Consumer Staples	A	0.45	1.0000
Kimberly-Clark Corp	Consumer Staples	A	0.39	1.0000

Bottom 5-ESG-Positions (by ESG PCTL)

Name of position	Sector	ESG Rating	WGT in %	ESG PCTL
Houlihan Lokey Rg	Financials	E	0.34	0.1528
JD.com	Consumer Discretionary	D	0.28	0.3401
JD.com -A-	Consumer Discretionary	D	0.01	0.3401
British American Tobacco PLC	Consumer Staples	D	0.85	0.3900
BYD Company Ltd	Consumer Discretionary	C	0.80	0.4286

Exclusion criteria

Criterion	Exclusion criteria applied		Compliant
Alcohol	no	n/a	n/a
Adult entertainment	no	n/a	n/a
Genetic engineering	no	n/a	n/a
Gambling	no	n/a	n/a
Nuclear energy	no	n/a	n/a
Coal mining	no	n/a	n/a
Military contracts	no	n/a	n/a
Furs	no	n/a	n/a
Pesticides	no	n/a	n/a
Tobacco	no	n/a	n/a
Weapons	no	n/a	n/a

© IFM Independent Fund Management AG

Procedural information

Valuation interval	daily
Valuation day	Daily, Monday to Friday
Acceptance deadline for subscriptions	Day prior to valuation day by no later than 4.00pm (CET)
Acceptance deadline for redemptions	Day prior to valuation day by no later than 4.00pm (CET)
Minimum investment	none
Value date	T + 2

Publication / Internet

www.ifm.li

www.lafv.li

www.fundinfo.com

Transparency and information document

ESG information can help investors integrate non-financial sustainability considerations into their investment process. The ESG metrics in this document are for transparency and information purposes only and do not constitute promotional material. However, the presence of ESG ratings should not be taken as an indication of how and whether ESG factors will be integrated into the Sub-Fund.

The Sub-Fund can apply ESG criteria from one or more external ESG data providers, which may be incomplete, inaccurate, different or unavailable. Therefore, there is a risk that the Management Company may incorrectly assess a security or issuer, resulting in a security being wrongly included in or excluded from the Sub-Fund's portfolio. The use of ESG criteria may affect the performance of the Sub-Fund and therefore the Sub-Fund may perform differently compared to similar funds where such criteria are not applied. Where ESG exclusion criteria are set out in the investment policy of an ESG Fund, this may result in that Sub-Fund refraining from purchasing certain securities even though it would be advantageous to do so or selling securities on the basis of their ESG characteristics even though it may be disadvantageous to do so. In order to evaluate a security or an issuer on the basis of ESG criteria, the Management Company relies on information and data from third party ESG providers, which may be incomplete, incorrect or unavailable. Therefore, there is a risk that the Management Company may incorrectly value a security or issuer. There is also a risk that the Management Company may not correctly apply the relevant ESG criteria or that the Sub-Fund may have indirect exposure to issuers that do not meet the ESG criteria used by the Sub-Fund. Neither the Sub-Fund nor the Management Company nor the Asset Managers make any representation or warranty, express or implied, as to the adequacy, correctness, accuracy, fairness or completeness of any such ESG assessment.

The ESG research information developed by WaVeritas AG has been prepared based on various sources and a proprietary methodology exclusively and specifically for IFM Independent Fund Management AG. The ESG Research Information has been prepared to the best of WaVeritas knowledge and belief. However, WaVeritas does not warrant the completeness, accuracy, adequacy or timeliness of the research information contained in this transparency and information document, as the underlying circumstances may change over time. None of the ESG Research Information provided by WaVeritas constitutes an investment recommendation in any form. The user of this information assumes the entire risk of any use of the information. The ESG Research information may not be used by the reader to create derivative work. Liability for loss or damage of any kind, including direct, indirect or consequential damages, arising out of the use of WaVeritas prepared ESG Research Information in this document is expressly disclaimed by WaVeritas, IFM and its employees.

© IFM Independent Fund Management AG