Prudens Global Convertible Fund -CHF-I-

ISIN LI1272829105

Current data (at 03.11.2026)

Current NAV	CHF 100.35
Fund volume	CHF 37'245'530.59
Fund volume of unit class	CHF 9'940'149.96

Management company

IFM Independent Fund Management AG
FL-9494 Schaan
info@ifm.li
www.ifm.li

Asset manager

GN Invest AG
FL-9494 Schaan
www.gninvest.com

Depositary

VP Bank AG
FL-9490 Vaduz
www.vpbank.com

Auditors

Grant Thornton AG
FL-9494 Schaan
www.grant-thornton.ch

Supervisory authority

FMA Finanzmarktaufsicht Liechtenstein
FL-9490 Vaduz
www.fma-li.li

see webpage (https://www.ifm.li/Glossary)

see legal advisory page 4

ESG-Fundrating

Fund-Score (Weighted Average ESG Score)	72.66 / 100
Fund-Rating	B
Rating significance (max.100)	95.66
Unrated	4.34

WaVeritas Rating

www.waveritas.com

B

ESG Rating Distribution of Fund Holdings

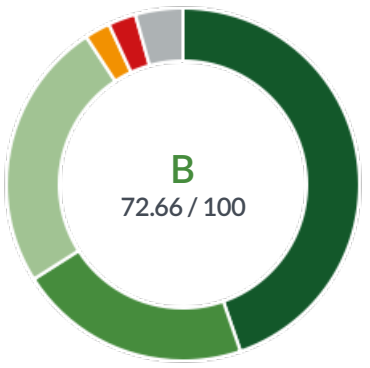

Rating	in %
A	44.72
B	21.27
C	24.78
D	2.34
E	2.54
Unrated	4.35
Total	**100.00**

ESG Topic Performance



Rating Scale (0 = lowest value / 100 = highest value)

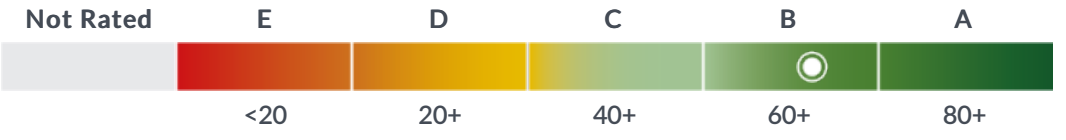

© IFM Independent Fund Management AG

Fundportrait

Fund name	Prudens Global Convertible Fund -CHF-I-
Unit class	-CHF-I-
Accounting currency of the (sub-) fund	CHF
Reference currency of the unit class	CHF
Domicile	Liechtenstein
Legal form	unit trust
Fund type	UCITS
Close of accounting year	31.12
Launch date	30.08.2023
Initial issue price	CHF 100.00
Use of proceeds	reinvested

Key figures

ISIN	LI1272829105
Security number	127282910
Bloomberg	PGBQCHI LE
WKN	A3EWKZ

Category

Investment category	Convertible Bonds
Investment universe	Global
Focus	Globale, nachhaltige Bonds
SFDR Classification	Article 8

Fund charges

Issue premium	0%
Redemption charge	0%
Redemption charge credited to the fund's assets	0%
Management fee	max. 0.65%
Performance fee	none
OGC/ TER 1	1.10%
OGC/TER at	30.06.2026

Breakdown by sector and ESG ratings

Sector	No.	WGT in %	A	B	C	D	E	NR
Industrials	23	30.82	17.68	4.60	4.62	1.39	2.54	0.00
Information Technology	12	15.14	9.28	1.23	4.63	0.00	0.00	0.00
Health Care	7	9.13	4.56	3.60	0.97	0.00	0.00	0.00
Utilities	7	8.70	1.29	2.38	5.04	0.00	0.00	0.00
Energy	7	8.68	0.97	4.46	2.30	0.95	0.00	0.00
Financials	4	6.37	4.67	0.00	1.69	0.00	0.00	0.00
Private / NA	4	5.68	0.00	1.34	0.00	0.00	0.00	4.34
Materials	5	5.22	3.32	0.88	1.01	0.00	0.00	0.00
Consumer Discretionary	4	5.21	0.00	1.86	3.36	0.00	0.00	0.00
Communication Service	2	2.44	1.52	0.93	0.00	0.00	0.00	0.00
Real Estate	1	1.45	1.45	0.00	0.00	0.00	0.00	0.00
Consumer Staples	1	1.16	0.00	0.00	1.16	0.00	0.00	0.00
Biotechnology & Life Science	0	0.00	0.00	0.00	0.00	0.00	0.00	0.00
Communication Services	0	0.00	0.00	0.00	0.00	0.00	0.00	0.00
Country	0	0.00	0.00	0.00	0.00	0.00	0.00	0.00
Government	0	0.00	0.00	0.00	0.00	0.00	0.00	0.00
Supra	0	0.00	0.00	0.00	0.00	0.00	0.00	0.00
Total	**77**	**100.00**	**44.72**	**21.27**	**24.78**	**2.34**	**2.54**	**4.34**

Weighted Average ESG Rating (ex Cash)
NR = Not Rated

ESG Sector Stacked Barchart

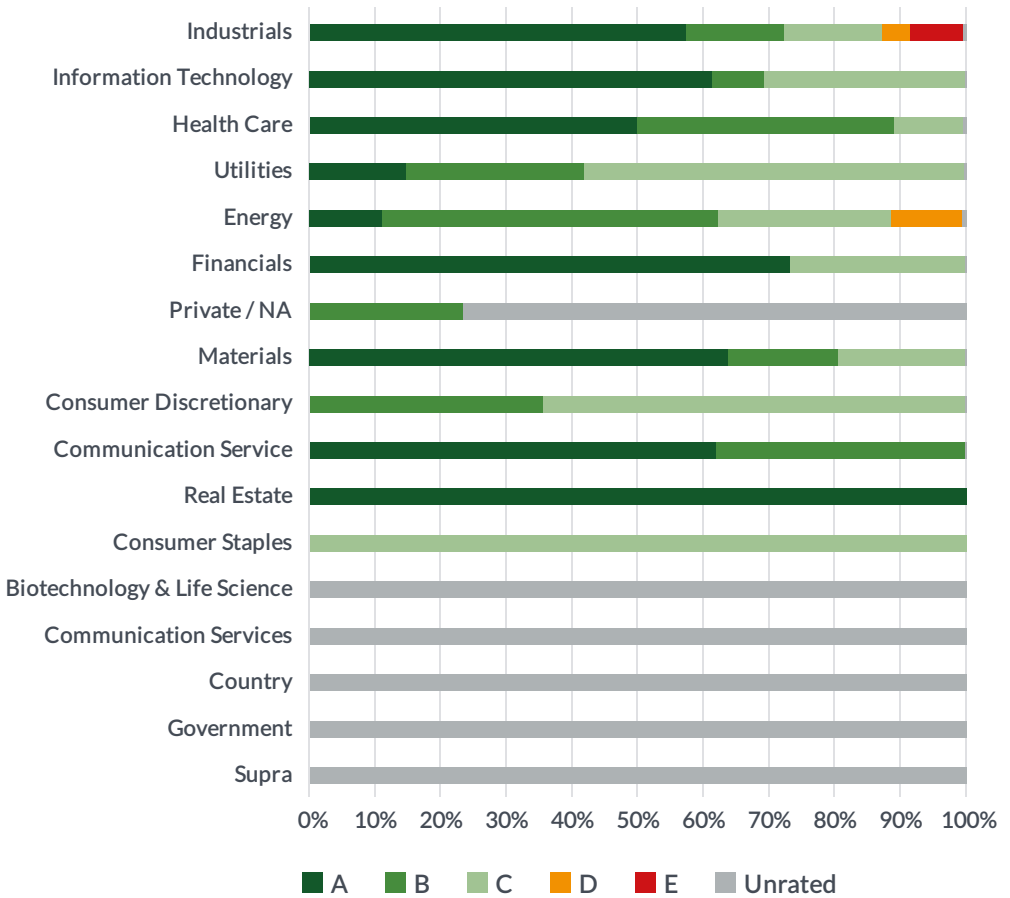

© IFM Independent Fund Management AG

Distribution

Distribution to private investors	LI, DE, AT, CH
Distribution to professional investors	LI, DE, AT, CH
Sales restrictions	USA

Switzerland representative

LLB Swiss Investment AG
CH-8001 Zürich
www.llbswiss.ch

Switzerland paying agent

Helvetische Bank AG
CH-8008 Zürich
info@nhb.ch
www.helvetischebank.ch

Facility agent Germany

IFM Independent Fund Management AG
FL-9494 Schaan
info@ifm.li
www.ifm.li

Contact and information agent Austria

Erste Bank der österreichischen Sparkassen AG
AT-1100 Wien
foreignfunds0540@erstebank.at
www.sparkasse.at

Top 5-ESG-Positions (by ESG PCTL)

Name of position	Sector	ESG Rating	WGT in %	ESG PCTL
1.000% Barclays Bank / Microsoft 16.02.2029	Information Technology	A	1.56	1.0000
1.625% Schneider Electric 28.06.2031	Industrials	A	1.39	0.9930
0.000% Fresenius SE / FresMedCare 11.03.2028	Health Care	A	1.52	0.9854
0.125% MTU Aero Engines AG 15.07.2033	Industrials	A	1.46	0.9806
0.750% Ferrovial NV 20.05.2031	Industrials	A	1.75	0.9753

Bottom 5-ESG-Positions (by ESG PCTL)

Name of position	Sector	ESG Rating	WGT in %	ESG PCTL
0.000% BizLink Holding 05.08.2031	Industrials	E	1.24	0.1193
0.925% ZTO Express 01.03.2031	Industrials	E	1.30	0.1415
0.000% ProPetro Holding 15.11.2031 -144A-	Energy	D	0.95	0.3183
0.000% Axon Enterprise 15.09.2031	Industrials	D	1.39	0.3592
0.000% Rohto Pharmaceutical 15.03.2032	Consumer Staples	C	1.16	0.4257

Exclusion criteria

Criterion	Exclusion criteria applied		Compliant
Adult entertainment	yes	<5%	✔
Gambling	yes	<10%	✔
Tobacco	yes	<5%	✔
Alcohol	no	n/a	n/a
Genetic engineering	no	n/a	n/a
Nuclear energy	no	n/a	n/a
Coal mining	no	n/a	n/a
Military contracts	no	n/a	n/a
Furs	no	n/a	n/a
Pesticides	no	n/a	n/a
Weapons	no	n/a	n/a

© IFM Independent Fund Management AG

Procedural information

Valuation interval	daily
Valuation day	Daily, Monday to Friday
Acceptance deadline for subscriptions	Valuation day by no later than 4.00 pm (CET)
Acceptance deadline for redemptions	Valuation day by no later than 4.00 pm (CET)
Minimum investment	CHF 10 Mio.
Value date	T + 2

Publication / Internet

www.ifm.li

www.lafv.li

www.fundinfo.com

Transparency and information document

ESG information can help investors integrate non-financial sustainability considerations into their investment process. The ESG metrics in this document are for transparency and information purposes only and do not constitute promotional material. However, the presence of ESG ratings should not be taken as an indication of how and whether ESG factors will be integrated into the Sub-Fund.

The Sub-Fund can apply ESG criteria from one or more external ESG data providers, which may be incomplete, inaccurate, different or unavailable. Therefore, there is a risk that the Management Company may incorrectly assess a security or issuer, resulting in a security being wrongly included in or excluded from the Sub-Fund's portfolio. The use of ESG criteria may affect the performance of the Sub-Fund and therefore the Sub-Fund may perform differently compared to similar funds where such criteria are not applied. Where ESG exclusion criteria are set out in the investment policy of an ESG Fund, this may result in that Sub-Fund refraining from purchasing certain securities even though it would be advantageous to do so or selling securities on the basis of their ESG characteristics even though it may be disadvantageous to do so. In order to evaluate a security or an issuer on the basis of ESG criteria, the Management Company relies on information and data from third party ESG providers, which may be incomplete, incorrect or unavailable. Therefore, there is a risk that the Management Company may incorrectly value a security or issuer. There is also a risk that the Management Company may not correctly apply the relevant ESG criteria or that the Sub-Fund may have indirect exposure to issuers that do not meet the ESG criteria used by the Sub-Fund. Neither the Sub-Fund nor the Management Company nor the Asset Managers make any representation or warranty, express or implied, as to the adequacy, correctness, accuracy, fairness or completeness of any such ESG assessment.

The ESG research information developed by WaVeritas AG has been prepared based on various sources and a proprietary methodology exclusively and specifically for IFM Independent Fund Management AG. The ESG Research Information has been prepared to the best of WaVeritas knowledge and belief. However, WaVeritas does not warrant the completeness, accuracy, adequacy or timeliness of the research information contained in this transparency and information document, as the underlying circumstances may change over time. None of the ESG Research Information provided by WaVeritas constitutes an investment recommendation in any form. The user of this information assumes the entire risk of any use of the information. The ESG Research information may not be used by the reader to create derivative work. Liability for loss or damage of any kind, including direct, indirect or consequential damages, arising out of the use of WaVeritas prepared ESG Research Information in this document is expressly disclaimed by WaVeritas, IFM and its employees.

© IFM Independent Fund Management AG