ACG Active Strategy Fund -EUR-I-

ISIN LI1323899354

Current data (at 03.11.2026)

Current NAV	EUR 113.57
Fund volume	EUR 8'442'383.88
Fund volume of unit class	EUR 8'442'383.88

Management company

IFM Independent Fund Management AG
FL-9494 Schaan
info@ifm.li
www.ifm.li

Asset manager

ACG Advisors (UK) LLP
GB-EC3M 7AT London
acg.group@acg.group
www.acg.group

Depositary

LGT Bank AG
FL-9490 Vaduz
www.lgt.com

Auditors

Ernst & Young AG
CH-3008 Bern
www.ey.com

Supervisory authority

FMA Finanzmarktaufsicht Liechtenstein
FL-9490 Vaduz
www.fma-li.li

see webpage (https://www.ifm.li/Glossary)

see legal advisory page 4

ESG-Fundrating

Fund-Score (Weighted Average ESG Score)	84.37 / 100
Fund-Rating	A
Rating significance (max.100)	78.87
Unrated	21.13

WaVeritas Rating

www.waveritas.com

A

ESG Rating Distribution of Fund Holdings

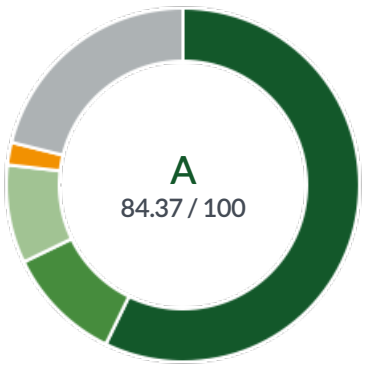

Rating	in %
A	57.2
B	10.65
C	8.98
D	2.05
E	0
Unrated	21.12
Total	**100.00**

ESG Topic Performance



Rating Scale (0 = lowest value / 100 = highest value)

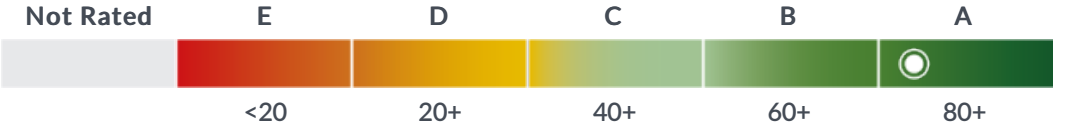

© IFM Independent Fund Management AG

Fundportrait

Fund name	ACG Active Strategy Fund -EUR-I-
Unit class	-EUR-I-
Accounting currency of the (sub-) fund	EUR
Reference currency of the unit class	EUR
Domicile	Liechtenstein
Legal form	AGmvK
Fund type	UCITS
Close of accounting year	31.12
Launch date	26.02.2024
Initial issue price	EUR 100.00
Use of proceeds	reinvested

Key figures

ISIN	LI1323899354
Security number	132389935
Bloomberg	ACGLVEI LE
WKN	A403J5

Category

Investment category	Shares
Investment universe	Global
Focus	Shares
SFDR Classification	Article 6

Fund charges

Issue premium	max. 3%
Redemption charge	0%
Redemption charge credited to the fund's assets	0%
Performance fee	15.00%
Hurdle rate	none
High watermark	yes
OGC/ TER 1	2.05%
TER 2	3.64%
OGC/TER at	30.06.2026

Breakdown by sector and ESG ratings

Sector	No.	WGT in %	A	B	C	D	E	NR
Financials	8	23.58	9.77	2.78	8.98	2.05	0.00	0.00
Industrials	7	15.38	15.38	0.00	0.00	0.00	0.00	0.00
Consumer Staples	3	7.91	7.91	0.00	0.00	0.00	0.00	0.00
Consumer Discretionary	3	7.77	4.98	2.78	0.00	0.00	0.00	0.00
Private / NA	2	6.64	0.00	0.00	0.00	0.00	0.00	6.64
Information Technology	2	5.08	5.08	0.00	0.00	0.00	0.00	0.00
Utilities	2	5.08	5.08	0.00	0.00	0.00	0.00	0.00
Energy	2	5.08	0.00	5.08	0.00	0.00	0.00	0.00
Health Care	1	2.79	2.79	0.00	0.00	0.00	0.00	0.00
Materials	1	2.55	2.55	0.00	0.00	0.00	0.00	0.00
Supra	1	2.26	2.26	0.00	0.00	0.00	0.00	0.00
Country	1	1.41	1.41	0.00	0.00	0.00	0.00	0.00
Biotechnology & Life Science	0	0.00	0.00	0.00	0.00	0.00	0.00	0.00
Communication Service	0	0.00	0.00	0.00	0.00	0.00	0.00	0.00
Communication Services	0	0.00	0.00	0.00	0.00	0.00	0.00	0.00
Government	0	0.00	0.00	0.00	0.00	0.00	0.00	0.00
Real Estate	0	0.00	0.00	0.00	0.00	0.00	0.00	0.00
Not rated	4	14.49	0.00	0.00	0.00	0.00	0.00	14.49
Total	**37**	**100.00**	**57.20**	**10.65**	**8.98**	**2.05**	**0.00**	**21.13**

Weighted Average ESG Rating (ex Cash)
NR = Not Rated

ESG Sector Stacked Barchart

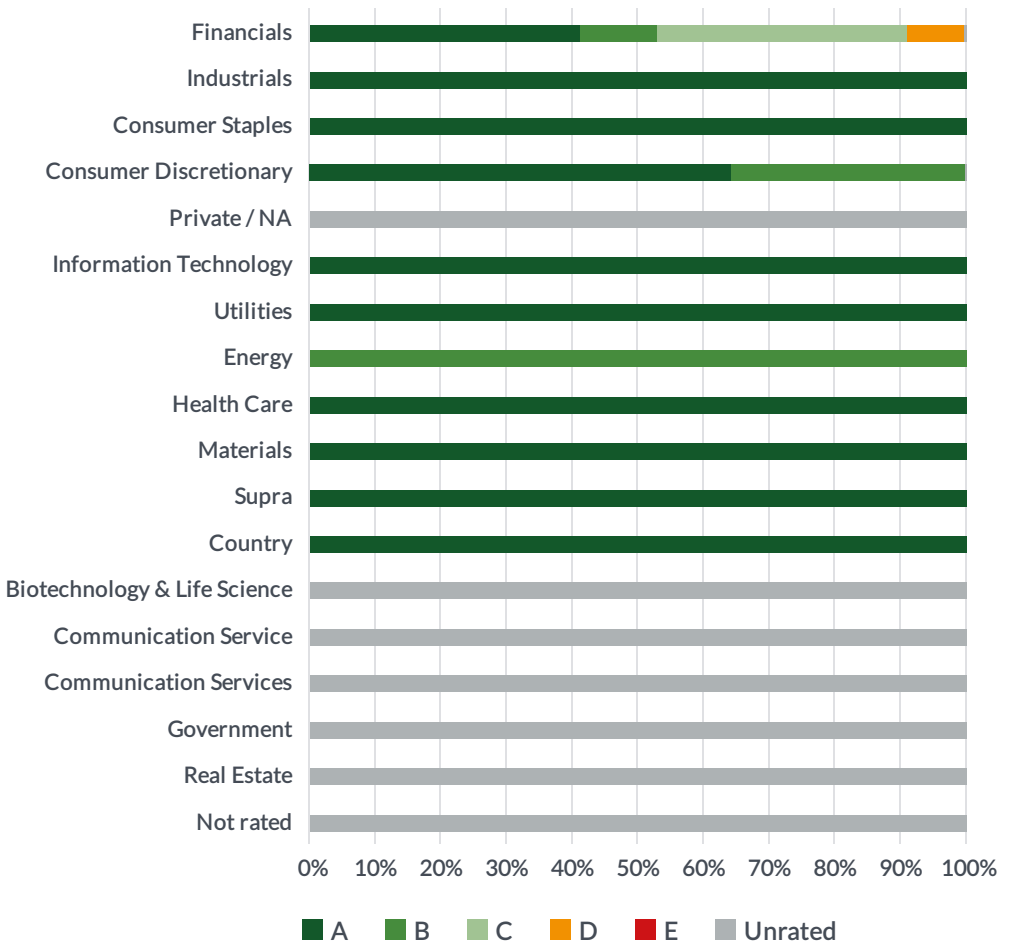

© IFM Independent Fund Management AG

Distribution

Distribution to private investors	LI
Distribution to professional investors	LI, CH, IT
Sales restrictions	USA

Representative for qualified investors in Switzerland

LLB Swiss Investment AG
CH-8001 Zürich
www.llbswiss.ch

Paying agent for qualified investors in Switzerland

Helvetische Bank AG
CH-8008 Zürich
info@nhb.ch
www.helvetischebank.ch

Top 5-ESG-Positions (by ESG PCTL)

Name of position	Sector	ESG Rating	WGT in %	ESG PCTL
Siemens AG	Industrials	A	2.61	1.0000
L'Oreal SA	Consumer Staples	A	2.37	1.0000
Enel SPA	Utilities	A	2.35	1.0000
3.250% Europäische Union 04.02.2050	Supra	A	2.26	1.0000
Schneider Electric SA	Industrials	A	2.23	0.9930

Bottom 5-ESG-Positions (by ESG PCTL)

Name of position	Sector	ESG Rating	WGT in %	ESG PCTL
EQT Rg	Financials	D	2.05	0.2444
4.625% TIP 21.06.2029	Financials	C	4.07	0.4778
National Bank of Greece Floating Rate 28.06.2035	Financials	C	4.91	0.5806
Bank of Ireland Group Rg	Financials	B	2.78	0.6083
TotalEnergies SE Rg	Energy	B	2.52	0.6847

Exclusion criteria

Criterion	Exclusion criteria applied		Compliant
Alcohol	no	n/a	n/a
Adult entertainment	no	n/a	n/a
Genetic engineering	no	n/a	n/a
Gambling	no	n/a	n/a
Nuclear energy	no	n/a	n/a
Coal mining	no	n/a	n/a
Military contracts	no	n/a	n/a
Furs	no	n/a	n/a
Pesticides	no	n/a	n/a
Tobacco	no	n/a	n/a
Weapons	no	n/a	n/a

© IFM Independent Fund Management AG

Procedural information

Valuation interval	daily
Valuation day	Daily, Monday to Friday
Acceptance deadline for subscriptions	Day prior to valuation day by no later than 4.00pm (CET)
Acceptance deadline for redemptions	Day prior to valuation day by no later than 4.00pm (CET)
Minimum investment	none
Value date	T + 2

Publication / Internet

www.ifm.li

www.lafv.li

www.fundinfo.com

Transparency and information document

ESG information can help investors integrate non-financial sustainability considerations into their investment process. The ESG metrics in this document are for transparency and information purposes only and do not constitute promotional material. However, the presence of ESG ratings should not be taken as an indication of how and whether ESG factors will be integrated into the Sub-Fund.

The Sub-Fund can apply ESG criteria from one or more external ESG data providers, which may be incomplete, inaccurate, different or unavailable. Therefore, there is a risk that the Management Company may incorrectly assess a security or issuer, resulting in a security being wrongly included in or excluded from the Sub-Fund's portfolio. The use of ESG criteria may affect the performance of the Sub-Fund and therefore the Sub-Fund may perform differently compared to similar funds where such criteria are not applied. Where ESG exclusion criteria are set out in the investment policy of an ESG Fund, this may result in that Sub-Fund refraining from purchasing certain securities even though it would be advantageous to do so or selling securities on the basis of their ESG characteristics even though it may be disadvantageous to do so. In order to evaluate a security or an issuer on the basis of ESG criteria, the Management Company relies on information and data from third party ESG providers, which may be incomplete, incorrect or unavailable. Therefore, there is a risk that the Management Company may incorrectly value a security or issuer. There is also a risk that the Management Company may not correctly apply the relevant ESG criteria or that the Sub-Fund may have indirect exposure to issuers that do not meet the ESG criteria used by the Sub-Fund. Neither the Sub-Fund nor the Management Company nor the Asset Managers make any representation or warranty, express or implied, as to the adequacy, correctness, accuracy, fairness or completeness of any such ESG assessment.

The ESG research information developed by WaVeritas AG has been prepared based on various sources and a proprietary methodology exclusively and specifically for IFM Independent Fund Management AG. The ESG Research Information has been prepared to the best of WaVeritas knowledge and belief. However, WaVeritas does not warrant the completeness, accuracy, adequacy or timeliness of the research information contained in this transparency and information document, as the underlying circumstances may change over time. None of the ESG Research Information provided by WaVeritas constitutes an investment recommendation in any form. The user of this information assumes the entire risk of any use of the information. The ESG Research information may not be used by the reader to create derivative work. Liability for loss or damage of any kind, including direct, indirect or consequential damages, arising out of the use of WaVeritas prepared ESG Research Information in this document is expressly disclaimed by WaVeritas, IFM and its employees.

© IFM Independent Fund Management AG